

**MEGATEC**

**GLOBE  
CONTROL VALVE**



CONTROL VALVE LEADER MEGATEC

# INDEX

01. SPECIFICATION	3Page
02. BODY MATERIALS SELECTION	4Page
03. BODY MATERIALS SELECTION	5Page
04. BODY MATERIALS SELECTION	6Page
05. CV, FL TRAVEL CHART	7Page
06. DIMENSIONS	8Page
07. DIMENSIONS	9Page
08. GLOBE VALVE (ON/OFF)	10Page
09. ACCERROY (MEGATEC)	11Page
10. ACCERROY (TISSIN)	12Page

# 01. SPECIFICATION


CONTROL VALVE LEADER MEGATEC

<b>Body Size</b>	<b>1/2" to 20" (15A to 500A)</b>
<b>Body Style</b>	<b>2Way Straight Globe, Angle Globe</b>
<b>Pressure Rating</b>	<b>ASME Class 150 to 1500</b>
<b>End Connection</b>	<b>Flanged, Socket welded, Butt welded, Ring joint type, etc.</b>
<b>Trim Design</b>	<b>Unbalanced, Balanced</b>
<b>Bonnet Type</b>	<b>Conventional P-Port Cage, Window Cage, Multi-hole 1,2,3stage</b> <b>Bolted design, Pressure seal design</b> <b>Standard, Extension, Cryogenic, Bellows seal</b>
<b>Seat Leakage</b>	<b>ANSI B16.34 / FCI 20-1</b> <b>Class IV(Standard), V(Optional), VI(Optional, Soft seat)</b>
<b>Characteristic</b>	<b>Equal %, Linear, Modified %, Quick opening</b> <b>Custom engineered</b>
<b>Standard Materials</b>	
<b>Body &amp; Bonnet</b>	<b>A216 WCB / A105, A217 WC6 / A182 F11, A217 WC9 / A182 F22, A182 F91</b> <b>Stainless steel, Tungsten, Titanium, Monel, Hastelloy, etc.</b>
<b>Trim</b>	<b>316SS, 410SS, 420SS, 420J2 SS, 630SS</b> <b>F-11, F-22, F-91 with Stellite overlay</b> <b>Inconel, Others special materials.</b>



## 02. BODY MATERIALS SELECTION

CONTROL VALVE LEADER MEGATEC



# 03. BODY MATERIALS SELECTION

CONTROL VALVE LEADER MEGATEC

## CABON STEEL OR LOW ALLOY STEEL

PART NO.	DESCRIPTION	TEMPERATURE RANGE			
		-20°F (-29°C)	450°F (232°C)	650°F (343°C)	800°F (427°C)
		STANDARD MATERIALS			
1	BODY	A216 WCB			
2	BONNET	A216 WCB			
3	SEAT RING	304 STAINLESS STEEL			
		410 STAINLESS STEEL + HEAT TREATMENT			
		304 STAINLESS STEEL + STELLITE #6 HARD FACING			
4	PLUG/DISC	304 STAINLESS STEEL			
		410 STAINLESS STEEL + HEAT TREATMENT			
		304 STAINLESS STEEL + STELLITE #6 HARD FACING			
5	VALVE STEM	304 STAINLESS STEEL			
		410 STAINLESS STEEL + HEAT TREATMENT			
		17-4PH(630) STAINLESS STEEL			
6	CAGE	304 STAINLESS STEEL			
		410 STAINLESS STEEL + HEAT TREATMENT			
7	GUIDE BUSHING	410 STAINLESS STEEL + HEAT TREATMENT			
		304 STAINLESS STEEL + STELLITE #6 HARD FACING			
8	BODY GASKET	316 STAINLESS STEEL + GRAPHITE - SPIRAL WOUND			
		316 S.S. + TEFLON - SPIRAL WOUND			
9	SEAT GASKET	316 STAINLESS STEEL + GRAPHITE - SPIRAL WOUND			
		316 S.S. + TEFLON - SPIRAL WOUND			
10	PACKING	V-PTFE	GRAPHITE		

# 04. BODY MATERIALS SELECTION

CONTROL VALVE LEADER MEGATEC

## STAINLESS STEEL

PART NO.	DESCRIPTION	TEMPERATURE RANGE	
		-20°F (-29°C)	450°F (232°C)
		STANDARD MATERIALS	
1	BODY	A351 CF8M	
2	BONNET	A351 CF8M	
3	SEAT RING	316 STAINLESS STEEL	
		316 STAINLESS STEEL + STELLITE #6 HARD FACING	
4	PLUG/DISC	316 STAINLESS STEEL	
		316 STAINLESS STEEL + STELLITE #6 HARD FACING	
5	VALVE STEM	316 STAINLESS STEEL	
		17-4PH(630) STAINLESS STEEL	
6	CAGE	304 STAINLESS STEEL	
7	GUIDE BUSHING		
8	BODY GASKET	316 STAINLESS STEEL + GRAPHITE - SPIRAL WOUND	
		316 S.S. + TEFLON - SPIRAL WOUND	
9	SEAT GASKET	316 STAINLESS STEEL + GRAPHITE - SPIRAL WOUND	
		316 S.S. + TEFLON - SPIRAL WOUND	
10	PACKING	V-PTFE	GRAPHITE



# 05. CV, FL TRAVEL CHART

CONTROL VALVE LEADER MEGATEC

## LINEAR STANDARD TYPE

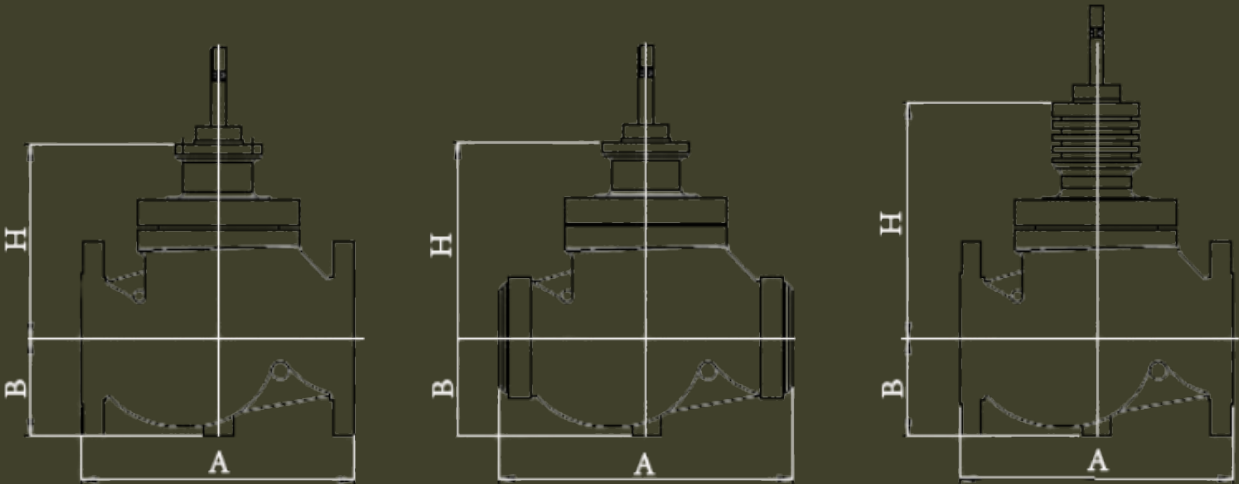
Percent of Travel			10	20	30	40	50	60	70	80	90	100
FL			0.94	0.94	0.93	0.93	0.92	0.92	0.91	0.91	0.90	0.90
Valve Size	Orifice Dia	Travel(mm)	Rated Cv									
1"	1"	20	1.6	2.7	3.9	5.0	6.2	7.4	8.5	9.7	10.8	12
1.5"	1.25"	20	2.6	4.5	6.5	8.4	10.3	12.3	14.2	16.1	18.1	20
	1.5	20	3.6	6.3	9.1	11.8	14.5	17.2	19.9	22.6	25.3	28
2"	2"	30	6.5	11.3	16.2	21.0	25.8	30.7	35.5	40.3	45.2	50
3"	2.5"	40	9.1	15.9	22.6	29.4	36.2	42.9	49.7	56.5	63.2	70
	3"	40	14.3	24.9	35.6	46.2	56.8	67.5	78.1	88.7	99.4	110
4"	4"	40	23.4	40.8	58.2	75.6	93.0	110.4	127.8	145.2	162.6	180
6"	5"	60	39.0	58.0	97.1	126.0	155.0	184.1	213.0	242.0	271.1	300
	6"	60	52.0	90.6	129.4	168.0	206.6	245.4	284.0	322.6	361.4	400
8"	7"	80	75.4	131.4	187.6	243.6	299.6	355.8	411.8	467.8	524.0	580
	8"	80	93.6	163.1	232.9	302.4	371.9	441.7	511.2	580.7	650.5	720
10"	9"	90	117.0	203.9	291.2	378.0	464.9	552.2	639.0	725.9	813.2	900
	10"	120	156.0	271.8	388.2	504.0	619.8	736.2	852.0	967.8	1084.2	1200
12"	12"	120	208.0	362.4	517.6	672.0	826.4	981.6	1136.0	1290.4	1445.6	1600
		130	286.0	498.3	711.7	924.0	1136.3	1349.7	1562.0	1774.3	1987.7	2200

## EQUAL PERCENTAGE STANDARD TYPE

Percent of Travel			10	20	30	40	50	60	70	80	90	100
FL			0.94	0.94	0.93	0.93	0.92	0.92	0.91	0.91	0.90	0.90
Valve Size	Orifice Dia	Travel(mm)	Rated Cv									
1"	1"	20	0.6	0.8	1.1	1.6	2.1	3.1	4.3	6.1	8.5	12
1.5"	1.25"	20	0.9	1.3	1.9	2.6	3.5	5.1	7.2	10.1	14.2	20
	1.5	20	1.3	1.8	2.6	3.6	5.0	7.2	10.1	14.2	19.9	28
2"	2"	30	2.3	3.3	4.6	6.5	8.9	12.8	18.0	25.3	35.6	50
3"	2.5"	40	3.3	4.6	6.5	8.9	12.8	18.0	25.3	35.5	49.8	70
	3"	40	5.1	7.2	10.2	14.3	19.5	27.5	39.7	55.7	78.3	110
4"	4"	40	8.4	11.8	16.7	23.4	31.9	44.9	64.9	91.2	128.1	180
6"	5"	60	14.0	19.7	27.8	39.0	53.2	77.0	108.2	152.0	213.5	300
	6"	60	18.7	26.3	37.0	52.0	71.0	102.6	144.2	202.6	284.7	400
8"	7"	80	27.1	38.1	53.7	75.4	102.9	148.8	209.1	293.8	412.8	580
	8"	80	33.7	47.3	66.6	93.6	127.7	184.7	259.6	364.7	512.5	720
10"	9"	90	42.1	59.2	83.3	117.0	159.7	230.9	324.5	455.9	640.6	900
	10"	120	56.1	78.9	111.0	156.0	212.9	307.8	432.6	607.8	854.1	1200
12"	12"	120	74.8	105.2	148.0	208.0	283.8	410.4	576.8	810.4	1138.8	1600
		130	102.9	144.7	203.5	286.0	390.3	564.3	793.1	1114.3	1565.9	2200

# 06. DIMENSIONS

CONTROL VALVE LEADER MEGATEC



## ANSI CLASS 150 ~ 600

Valve Size (INC H)	A						B		H			
	ANSI #150		ANSI #300		ANSI #600		ANSI #150~300	ANSI #600	ANSI #150~300		ANSI #600	
	RF	WELDING	RF	WELDING	RF	WELDING			STANDARD BONNET	EXTENSION BONNET	STANDARD BONNET	EXTENSION BONNET
1"	184	210	197	210	210	210	44	44	124	224	124	224
1.5"	222	251	235	251	251	251	61	61	145	245	145	245
2"	254	286	267	286	286	286	71	71	156	256	156	256
2.5"	276	292	292	292	311	311	81	85	187	287	187	287
3"	298	318	318	318	311	311	81	85	187	287	187	287
4"	352	368	368	368	394	394	111	114	235	335	235	335
6"	451	451	473	451	508	508	145	151	318	387	318	387
8"	543	543	568	543	610	610	185	192	380	450	380	450
10"	673	673	708	673	752	752	216	227	415	510	415	510

## ANSI CLASS 900 ~ 2500


Valve Size (INC H)	A						B		H			
	ANSI #900		ANSI #1500		ANSI #2500		ANSI #900~1500	ANSI #2500	ANSI #900~1500		ANSI #2500	
	RF	WELDING	RF	WELDING	RF	WELDING			STANDARD BONNET	EXTENSION BONNET	STANDARD BONNET	EXTENSION BONNET
1.5"	333	330	333	330	381	359	90	90	187	287	185	285
2"	375	375	375	375	400	400	88	100	229	307	229	307
2.5"	410	375	410	375	441	400	-	-	-	-	-	-
3"	441	460	460	460	498	498	120	124	284	384	370	450
4"	511	530	530	530	575	575	142	155	334	434	356	456
6"	714	768	768	768	819	819	207	207	455	555	455	555
8"	781	832	838	832	1022	1029	250	290	455	555	557	657
10"	991	991	1067	991	1270	1270	370	385	624	724	-	-



# 07. DIMENSIONS

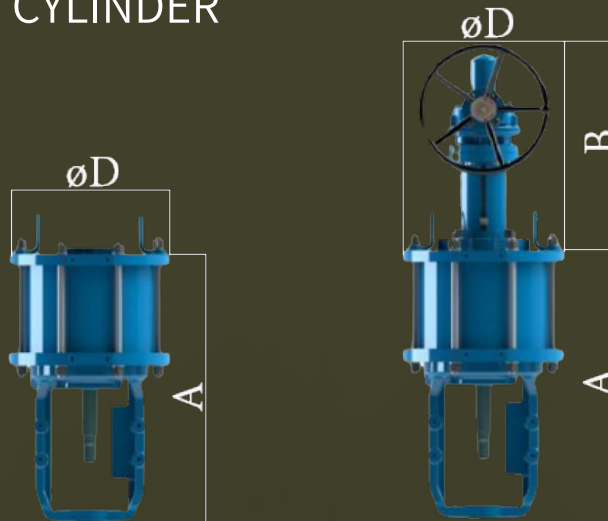
## DIMENSION - DIAPHRAGM ACTUATOR

CONTROL VALVE LEADER MEGATEC



ACTUATOR SIZE	D	A	B	C
D1 (250)	252	333	140	X
D2 (290)	295	372	165	X
D3 (370)	374	413	165	X
D4 (480)	482	629	X	440
D5 (550)	560	678	X	440

## DIMENSION - CYLINDER

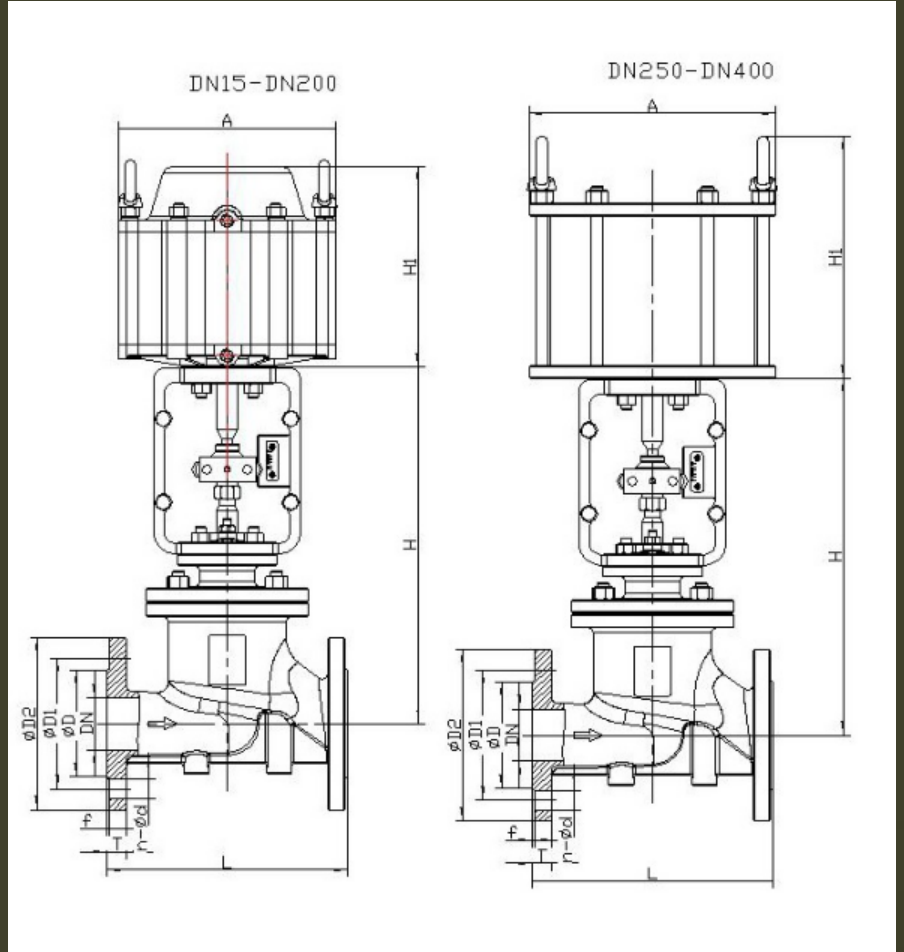


ACTUATOR SIZE	D	A	B
C1 (8")	265	510	350
C2 (10")	315	510	431
C3 (12")	370	613	431
C4 (16")	475	613	431
C5 (20")	578	647	431
CE (SPECIAL)	CUSTOM	ENGINEERD	

# 08. GLOBE VALVE (ON/OFF)

## DIMENSION - CYLINDER

CONTROL VALVE LEADER MEGATEC

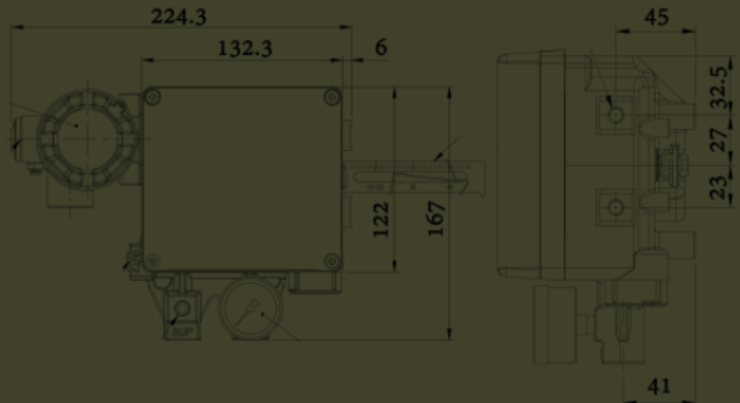


MODEL	L	D	D1	D2	T	f	N-φd	H	DOUBLE ACTING			SINGLE ACTING		
									H1	A	MODEL	H1	A	MODEL
DN15	130	45	65	95	16	2	4-φ14	292	195	198	φ150D	195	198	φ150S
DN20	150	58	75	105	18	2	4-φ14	294	195	198	φ150D	195	198	φ150S
DN25	160	68	85	115	18	2	4-φ14	298	195	198	φ150D	195	198	φ150S
DN32	180	78	100	140	18	2	4-φ18	321	195	198	φ150D	195	198	φ150S
DN40	200	88	110	150	18	2	4-φ18	329	195	198	φ150D	195	198	φ150S
DN50	230	102	125	165	18	2	4-φ18	342	195	198	φ150D	195	198	φ150S
DN65	290	122	145	185	18	2	8-φ14	424	217	236	φ200D	217	236	φ200S
DN80	310	138	160	200	20	2	8-φ14	427	214	256	φ200D	214	256	φ200S
DN100	350	158	180	220	20	2	8-φ14	443	314	317	φ250D	314	317	φ250S
DN125	400	188	210	250	22	2	8-φ14	546	459	372	φ300D	459	327	φ300S
DN150	480	212	140	285	22	2	8-φ22	576	517	422	φ350D	517	422	φ350S
DN200	600	268	295	340	24	2	12-φ22	740	697	534	φ450D	697	534	φ450S

# 09. ACCESSORY (MEGATEC)

## MEGATEC ELECTRO-PNEUMATIC POSITIONER - ML-100 / MR-100

Simple zero and span adjustment.  
Fast response time, durability and excellent stability  
Reverse & Direct acting setting.  
IP66 / Strong anti vibration performance  
Auto / Manual switch



MEDEL	ML-100	MR-100
TYPE	LINEAR	ROTARY
INPUT SIGNAL	4~20mA DC	4~20mA DC
IMPEDANCE	250 ± 15 Ω	250 ± 15 Ω
SUPPLY PRESSURE	0.14 ~ 0.7 MPa	0.14 ~ 0.7 MPa
STROKE	10 ~ 150mm	0 ~ 90°
AIR CONNECTION	PT 1/4	PT 1/4
GAUGE CONNECTION	PT 1/8	PT 1/8
CONDUIT	PF 1/2	PF 1/2
INGRESS PROTECTION	IP 66	IP 66
OPERATION TEMP.	-20°C ~ 70°C	-20°C ~ 70°C
MATERIAL	ALUMINIUM	ALUMINIUM

## MEGATEC AIR FILTER REGULATOR - AW-4000

The MEGATEC AW-4000 AIR FILTER & REGULAGTOR has a good ability to maintain constant pressure in the air and remove foreign substances from the air.



AW-4000

KST-4000

MEDEL	AW-4000	KST-4000
MATERIAL	ALUMINUM	ALUMINIUM, PLASTIC
WORKING MEDIUM	AIR	AIR
MAX. PRESSURE	1.7MPa	0.95MPa
ADJUSTABLE PRESSURE RANGE	0.15-0.85MPa	0.15-0.85MPa
OPERATING TEMP	-20°C ~ 70°C	-20°C ~ 70°C
JOINT PIPE SIZE	1/4 PT	1/4 PT
GAUGE CONNECTOR THREAD DIAMETER	1/4 PT	1/8 PT
GAUGE RANGE	0 - 1 MPa	0 - 1 MPa
WEIGHT	650g	320g

# 10. ACCESSORY (TISSIN)

## EP-POSITIONER TS-600L



The image shows a black, rectangular industrial positioner with a red 'tissin' logo on top. It has several ports on the front and sides, including a pressure gauge and a by-pass valve. The device is designed for high-precision control in industrial environments.

### Features

- + Fast response time, durability, and excellent stability
- + Simple zero and span adjustment
- + IP 66 enclosure
- + Strong anti vibration performance
- + By-pass valve (A/M switch) installed
- + Air connection part is designed for detachability and it can be changed PT/NPT tapping threads in the field easily

## AIR FILTER REGULATOR TS-300



The image shows a black, cylindrical air filter regulator with a large pressure gauge on the front. It has a black adjustment knob on top and a label that reads 'TS300 AIR FILTER REGULATOR'. The device is designed to filter and regulate compressed air.

### Features

- + Removes Oil, Water and Particles from compressed air
- + Excellent flow and regulation characteristics
- + Filter and Regulator in one compact unit
- + Easy Installation Repair and Replacement
- + 2 gauge port allows you to select installation direction
- + 5 micron filter





# MEGATEC

CONTROL VALVE LEADER MEGATEC

주식회사 메가텍

본사&1공장(구동부) : 경기도 안산시 단원구 만해로 타원타크라 3차 B동 505호

2공장(밸브생산동) : 경기도 안산시 단원구 만해로 205 타원타크라 3차 A동 822호

전화 : 02-896-8800 팩스 : 031-380-0199

홈페이지 : [www.megatec.co.kr](http://www.megatec.co.kr) 이메일 : [info@kst-korea.com](mailto:info@kst-korea.com)